

Conditional Choice Probability Estimation of Continuous-Time Job Search Models

Peter Arcidiacono Attila Gyetvai
Ekaterina Jardim Arnaud Maurel*

December 2020

Abstract

We propose a new method to estimate continuous-time job search models. Our approach is based on an adaptation of the conditional choice probability estimation methods to a continuous-time job search environment. To do so, the proposed framework incorporates preference shocks into the search framework, resulting in a tight connection between value functions and conditional choice probabilities. Our method, relative to standard estimation methods for continuous-time job search models, yields considerable computational gains. In particular, we can estimate rich nonstationary job search models without having to solve any differential equations, and in some cases even avoiding any optimization. We apply our method to analyze the effect of unemployment benefit expiration on the duration of unemployment and wages using rich longitudinal data from Hungarian administrative records.

*Arcidiacono: Duke, NBER and IZA. Gyetvai: Duke. Jardim: Amazon. Maurel: Duke, NBER and IZA. Jardim worked on this paper prior to joining Amazon. We thank audiences for useful comments and suggestions at Duke, Emory, the 2019 Cowles Conference on Structural Microeconomics, NAMES 2017, IAAE 2018, NAMES 2019, ESEM 2019, and EALE-SOLE-AASLE 2020.

1 Introduction

This paper proposes a new method to estimate continuous-time job search models. The idea of this approach is to adapt conditional choice probabilities to a continuous-time job search environment. To do so, our framework incorporates preference shocks into the search framework, resulting in a tight connection between value functions and conditional choice probabilities. A key advantage of the proposed approach, relative to standard estimation methods for continuous-time job search models, is computational. While the empirical labor search literature has been rapidly growing over the last few years (see Eckstein and van den Berg, 2007 for a survey), structural estimation of these models often remains challenging. This is particularly true for nonstationary environments, which tend to be the norm rather than the exception in the context of job search (van den Berg, 2001, van den Berg, 1990, Cahuc, Carcillo, and Zylberberg, 2014). The first and main contribution of this paper is to provide a novel empirical framework that makes it possible to estimate job search models in a simple, tractable, and transparent way.

We apply our methods to analyze the effect of unemployment benefit expiration on the duration of unemployment spells and on accepted wages, using rich longitudinal administrative data from Hungary. Beyond illustrating how these methods can be used to estimate nonstationary job search models at a limited computational cost, this application contributes to the vast and growing literature on the relationship between unemployment benefits and job search behavior (see, e.g., Johnston and Mas, 2018, Nekoei and Weber, 2017, Lollivier and Rioux, 2010, Card, Chetty, and Weber, 2007, van den Berg, 1990, and Schmieder and von Wachter, 2016 for a recent survey).

This paper fits into three different literatures. First, it contributes to the literature on the estimation of dynamic discrete choice models using conditional choice probabilities (CCPs). Since the seminal work of Hotz and Miller (1993), CCP methods have been increasingly used as a way to estimate complex dynamic discrete choice models at a limited computational cost (see Arcidiacono and Ellickson, 2011, and Aguirregabiria and Mira, 2010 for recent surveys). While CCP methods have been used a variety of settings, they have been mostly used in a discrete time environment. A recent exception is Arcidiacono, Bayer, Blevins, and Ellickson (2016), who apply CCP methods to estimate dynamic equilibrium models of market competition. However, to the best of our knowledge, none of these papers have explored the use of CCP methods to estimate job search models in continuous time.

This paper also contributes to the empirical job search literature. Since the seminal work of Flinn and Heckman (1982), a large number of papers have structurally estimated various types of job search models (see Eckstein and van den Berg, 2007 for a survey).

In this literature, structural parameters are generally estimated via maximum likelihood or indirect inference methods, where the model needs to be solved *within* the estimation procedure. As a result, estimation tends to be computationally demanding, especially so in complex environments that are needed to capture important features of the labor market. Nonstationarity in job search, which arises in particular when the level of unemployment benefits varies over the unemployment spell, is an important example. Since the seminal work of van den Berg (1990) who structurally estimates a continuous-time nonstationary search model,¹ examples of structural estimates of nonstationary job search models remain scarce, likely in part because of the computational burden involved. Important references include Cockx, Dejemeppe, Launov, and Van der Linden (2018), Launov and Walde (2013), Lollivier and Rioux (2010), Paserman (2008), and Frijters and van der Klaauw (2006).

Finally, our application fits into the vast and growing empirical literature that investigates the impact of unemployment benefit levels and duration on labor supply (see, e.g., Johnston and Mas, 2018, Nekoei and Weber, 2017, Le Barbanchon, Rathelot, and Roulet, 2017, Lollivier and Rioux, 2010, Card, Chetty, and Weber, 2007, van den Berg, 1990, and Schmieder and von Wachter, 2016 and Krueger and Meyer, 2002 for overviews of this literature).

The rest of the paper is structured as follows. In Section 2, we extend a stationary continuous-time job search model to allow for preference shocks, and explain how the model changes when unemployment benefits expire. In Section 3, we show how the value of unemployment can be expressed in terms of the probability to accept a job offer. In Section 4, we discuss a number of extensions to the baseline model. In Section 5, we demonstrate our method: after describing the data, we outline a two-stage estimation procedure and discuss its extension to feature unobserved heterogeneity. Finally, Section 6 concludes.

2 Model

Our baseline framework is a continuous-time nonstationary job search model with wage posting. While this model shares many of the features of nonstationary job search models that have been considered in the literature (van den Berg, 1990, Lollivier and Rioux, 2010), a key distinction is that it incorporates preference shocks into the search framework. This feature is instrumental to our approach as it makes it possible to connect the value functions of unemployment and employment to the conditional choice probabilities. We first discuss the particular case of a stationary environment, then we turn to the nonstationary case where the value of unemployment is allowed to vary over time.

¹See also Wolpin (1987), which is the first study to estimate a (discrete time) nonstationary search model.

2.1 Stationary environment

Consider an economy in continuous time with infinitely lived workers, who discount the future at a rate $\rho > 0$. In our model, both employed and unemployed individuals are looking for jobs. They can receive job offers which are characterized by wages drawn from a common discrete wage distribution with finite support $\Omega_w = \{w_1, \dots, w_{N_w}\}$ and with the probability mass function $f(\cdot)$. Each time a worker receives an offer, she has to decide whether to accept it or turn it down based on the expected value which she can get if she continues to search. We model job offer arrival as a Poisson process, and allow employed and unemployed individuals to sample jobs at different frequencies.

Workers have heterogeneous valuations of the job offers they receive. Specifically, we model these differences through the preference shock ε which is drawn independently whenever a new job offer arrives. The preference shock ε represents the relative attractiveness of a new job compared to the current state of the individual (employment at the current job for the employed or unemployment for the unemployed) and is supposed to affect the instantaneous utility. Thus, a job offer with the wage w can be accepted or rejected depending on the realization of the preference shock ε . We denote the *ex ante* probability of accepting a job offer w – before the realization of the shock – by $p_1(w_0, w)$ for employed workers, where w_0 is the wage at the current job, and by $p_0(w)$ for unemployed individuals. Finally, workers get laid off at the exogenous Poisson rate $\delta > 0$.

We now write the problem of the unemployed individuals. The flow utility of unemployment is given by b and include the value of unemployment insurance and leisure. Job offers arrive at a rate λ_0 . Upon arrival of a job offer w , and denoting by V_0 the value of unemployment and by $V_1(w)$ the value of employment (at a wage w), the individual decides to accept the offer if and only if $V_1(w) + \varepsilon > V_0$. The Bellman equation for V_0 writes:

$$(\lambda_0 + \rho) V_0 = b + \lambda_0 \mathbb{E}_{\varepsilon, w} \max \{V_1(w) + \varepsilon, V_0\}$$

The \mathbb{E}_{\max} term is the expected value resulting from the optimal choice conditional on the job offer arrival. The expectation is taken both with the respect to the possible offered wages and realizations of the preference shocks. Assuming that ε is drawn from a logistic distribution, along with the independence between preference shocks and wage offers, we obtain the following expression:

$$\rho V_0 = b - \lambda_0 \mathbb{E}_w \log(1 - p_0(w)) \tag{2.1}$$

where $p_0(w)$ is the *ex ante* probability of accepting a job offer w , given by:

$$p_0(w) = \frac{1}{1 + \exp \{V_0 - V_1(w)\}}.$$

Equation (2.1) yields a simple expression of the value of unemployment as a function of the structural parameters $(\rho, b, \lambda_0)'$ and the conditional choice probabilities $p_0(w)$.

We now turn to the value of employment $V_1(w)$. The Bellman equation in this case writes:

$$(\lambda_1 + \delta + \rho) V_1(w) = u(w) + \delta V_0 + \lambda_1 \mathbb{E}_{\varepsilon, w'} \max \{V_1(w') - c_1 + \varepsilon, V_1(w)\}$$

where $u(w)$ is the flow utility associated with wage w , and c_1 is a job-switching cost. Assuming that the shocks ε are drawn from a logistic distribution, we can rewrite this equality as:

$$(\lambda_1 + \delta + \rho) V_1(w) = u(w) + \delta V_0 + \lambda_1 V_1(w) + \lambda_1 \mathbb{E}_{\varepsilon, w'} \{\log [1 + \exp (V_1(w') - V_1(w) - c_1)]\}$$

which, in turn, can be rewritten as:

$$(\delta + \rho) V_1(w) = u(w) + \delta V_0 - \lambda_1 \mathbb{E}_{w'} \log (1 - p_1(w, w')) \quad (2.2)$$

where $p_1(w, w')$ denotes the probability of accepting a new job offer w' given the current wage rate w , given by:

$$p_1(w, w') = \frac{1}{1 + \exp \{V_1(w) - V_1(w') + c_1\}}.$$

Combined with Equation (2.1) above, it follows from Equation (2.2) that the value of employment at a wage rate w is a function of the flow utility of employment $u(w)$, the structural parameters $(\rho, b, \lambda_0, \delta, \lambda_1)$ and the conditional choice probabilities $p_1(w, w')$ and $p_0(w')$.

2.2 Nonstationary environment

We now extend the model discussed in the previous section by relaxing the assumption that the value of unemployment is constant over time. Specifically, we introduce two sources of nonstationarity: we allow the flow utility of unemployment $b(t)$ and the job offer arrival rate $\lambda_0(t)$ to vary as a function of time from the start of the unemployment spell. We assume

that getting a job resets the unemployment duration, which implies that $V_1(w)$ remains stationary. Indexing time spent unemployed by t , it is useful to first write the Bellman equation for the unemployment value function $V_0(t)$ in discrete time. Denoting by Δt the discrete time unit, it follows from Bellman's optimality principle that:

$$V_0(t) = b(t)\Delta t + \frac{\lambda_0(t)\Delta t}{1 + \rho\Delta t} \mathbb{E}_{\varepsilon, w} \max \{V_1(w) + \varepsilon, V_0(t + \Delta t)\} + \frac{1 - \lambda_0(t)\Delta t}{1 + \rho\Delta t} V_0(t + \Delta t).$$

which can be rewritten as:

$$\rho V_0(t) = b(t)(1 + \rho\Delta t) + \lambda_0(t)\mathbb{E}_{\varepsilon, w} \max \{V_1(w) - V_0(t + \Delta t) + \varepsilon, 0\} + \frac{V_0(t + \Delta t) - V_0(t)}{\Delta t}$$

Next, letting $\Delta t \rightarrow 0$ and denoting by $\dot{V}_0(t)$ the derivative of the $V_0(t)$ with respect to unemployment duration, we obtain the following (continuous-time) differential equation in $V_0(\cdot)$:

$$\rho V_0(t) = b(t) + \lambda_0(t)\mathbb{E}_{\varepsilon, w} \max \{V_1(w) - V_0(t) + \varepsilon, 0\} + \dot{V}_0(t)$$

Finally, denoting by $p_0(w, t)$ the *ex ante* probability of accepting a job offer w at time t , this expression can be rewritten as a function of $p_0(w, t)$:

$$\rho V_0(t) = b(t) - \lambda_0(t)\mathbb{E}_w \log(1 - p_0(w, t)) + \dot{V}_0(t) \tag{2.3}$$

A couple of remarks are in order. First, an important difference relative to the stationary environment is that Equation (2.3) now involves the derivative of the value of unemployment with respect to duration of unemployment ($\dot{V}_0(t)$). This term represents the change in the option value of job search due to variation over time in the value of unemployment. In the particular case where nonstationarity arises because of over-time changes in the level of unemployment benefits, the option value of searching for a job will decrease as job seekers get closer to the unemployment insurance expiration date.

Second, Equation (2.3) is a simple linear first-order differential equation in $V_0(\cdot)$, which admits an exact analytical solution as a function of the structural parameters and the conditional choice probabilities $p_0(w, t)$. This solution is given by:

$$V_0(t) = \exp(\rho t) \left(V_0(t_0) \exp(-\rho t_0) - \int_{t_0}^t \exp(-\rho u) \phi(u) du \right)$$

for any given $t_0 \in \mathbb{R}^+$, with:

$$\phi(u) = -b(u) + \lambda_0(u)\mathbb{E}_w \log(1 - p_0(w, t))$$

Note that the existence of preference shocks ε is key to this derivation.²

Finally, following similar arguments to the stationary case, the value of employment $V_1(w)$ is given by:

$$(\delta + \rho)V_1(w) = u(w) + \delta V_0(0) - \lambda_1 \mathbb{E}_{w'} \log(1 - p_1(w, w')) \quad (2.4)$$

where $V_0(0)$ is the value of unemployment at the beginning of an unemployment spell, and $p_1(w, w')$ denotes the probability of accepting a new job offer w' given the current wage rate w .

3 Identification

We have shown in the previous section that the unemployment and employment value functions can be simply expressed as a function of the structural parameters of the model, the wage offer distributions, as well as the conditional job acceptance probabilities. There are two fundamental differences compared to Hotz-Miller type approach for dynamic discrete choice models. First, in a search environment, choices (i.e., job offer acceptance or rejection) are generally not observed by the analyst. Second, wage offers are generally unobserved as well. Nonetheless, we provide in the following a simple constructive identification strategy for the structural parameters, wage offer distributions as well as (conditional) job acceptance probabilities. These results hold in a standard empirical setting where one has access to longitudinal data on i) accepted wages, along with ii) transitions from unemployment to employment, iii) transitions from employment to unemployment, and iv) job-to-job transitions. Note that we assume throughout this identification sketch that wages are drawn from a discrete distribution with finite support. This distribution can be thought of as a discrete approximation to the underlying (continuous) wage distribution.

²Absent these shocks, $V_0(t)$ would satisfy instead the following nonlinear second order differential equation:

$$\rho V_0(t) = b(t) + \lambda_0(t)\mathbb{E}_w \max\{V_1(w) - V_0(t), 0\} + \dot{V}_0(t)$$

This equation needs to be solved numerically as is done in particular in the seminal work of van den Berg (1990).

3.1 Restrictions implied by job-to-job transitions

3.1.1 Additional notation and assumptions

Given the structural model of the previous section, we now turn to identification. We assume the following are directly identified from the data:

1. h_{ij} , the hazard rate of moving from a job with wage w_i to a job with wage w_j ;
2. $h_i(t)$, the hazard rate out of unemployment at time t to a job that pays w_i ;
3. h_0 , the hazard rate of moving from employment to unemployment.

Note that the job destruction rate δ is directly identified from h_0 . Finally, as is standard in this class of models, we assume throughout that the discount rate ρ is known.

We first show that under the assumptions outlined above, the offered wage distribution, on-the-job offer arrival rate λ_1 , job switching cost c_1 , conditional choice probabilities of accepting a new job offer given the current wage rate, and the flow utility of employment (up to an additive constant) can be identified from the hazard rates associated with the various job-to-job transitions from w to w' , with $(w, w') \in \Omega_w^2$. We then show how to recover the parameters associated with unemployment, namely the distribution of offered wages $g(w)$, the offer arrival rate $\lambda_0(t)$, the flow utility of unemployment $b(t)$, and the conditional choice probabilities of accepting a job offer while unemployed.

3.1.2 Wage offer distribution

By definition, h_{ij} is given by:

$$h_{ij} = \lambda_1 f(w_j) p_1(w_i, w_j)$$

where $p_1(w_i, w_j)$ is the probability of accepting a new job offering w_j given the individual's current job pays w_i .

Note that $p_1(w_i, w_i) = p_1(w_j, w_j)$ for all $\{j, i\}$ as the level of the wage does not affect the probability of switching given the assumptions made earlier. It follows that:

$$\frac{h_{ii}}{h_{jj}} = \frac{f(w_i)}{f(w_j)}$$

Summing over w_i in the support Ω_w yields:

$$f(w_j) = \frac{h_{jj}}{\sum_i h_{ii}} \tag{3.1}$$

3.1.3 Identification of λ_1 , c_1 , and $p_1(w_i, w_j)$

The distributional assumption on the preference shocks ε yields a simple relationship between probabilities of accepting a new job offer, the employment value functions and the switching cost:

$$\ln \left(\frac{p_1(w_i, w_j)}{1 - p_1(w_i, w_j)} \right) = V_1(w_j) - c_1 - V_1(w_i)$$

Thus implying:

$$\ln \left(\frac{p_1(w_i, w_j)}{1 - p_1(w_i, w_j)} \right) + \ln \left(\frac{p_1(w_j, w_i)}{1 - p_1(w_j, w_i)} \right) = -2c_1$$

Using the fact that:

$$p_1(w_i, w_j) = \frac{h_{ij}}{\lambda_1 f(w_j)} \tag{3.2}$$

we obtain:

$$\ln \left(\frac{h_{ij}}{\lambda_1 f(w_j) - h_{ij}} \right) + \ln \left(\frac{h_{ji}}{\lambda_1 f(w_i) - h_{ji}} \right) = -2c_1 \tag{3.3}$$

It follows that the following equality holds for any given pair $\{w_{i'}, w_{j'}\} \in \Omega_w^2$:

$$\ln \left(\frac{h_{ij}}{\lambda_1 f(w_j) - h_{ij}} \right) + \ln \left(\frac{h_{ji}}{\lambda_1 f(w_i) - h_{ji}} \right) = \ln \left(\frac{h_{i'j'}}{\lambda_1 f(w_{j'}) - h_{i'j'}} \right) + \ln \left(\frac{h_{j'i'}}{\lambda_1 f(w_{i'}) - h_{j'i'}} \right)$$

For any $\{w_{i'}, w_{j'}\} \in \Omega_w^2$ such that $p_1(w_i, w_j)p_1(w_j, w_i) \neq p_1(w_{i'}, w_{j'})p_1(w_{j'}, w_{i'})$ this equality identifies λ_1 , which is given by:

$$\lambda_1 = \frac{(f(w_{j'})h_{j'i'} + f(w_{i'})h_{i'j'})h_{ij}h_{ji} - (f(w_j)h_{ji} + f(w_i)h_{ij})h_{i'j'}h_{j'i'}}{f(w_{j'})f(w_{i'})h_{ij}h_{ji} - f(w_j)f(w_i)h_{i'j'}h_{j'i'}} \tag{3.4}$$

Finally, having identified λ_1 , the switching cost c_1 and the conditional choice probabilities are directly identified from Equation (3.3) and Equation (3.2), respectively.

3.1.4 Flow utility of wages $u(\cdot)$

Consider the log odds of choosing to accept a job offering w_j when the current job pays w_i . Expressing the Emax term with respect to the value of the new job, we can write:

$$\ln \left(\frac{p_1(w_i, w_j)}{1 - p_1(w_i, w_j)} \right) = \frac{u(w_j) - u(w_i) + \lambda_1 \sum_w [\ln(p_1(w_i, w)) - \ln(p_1(w_j, w))] f(w)}{\rho + \delta + \lambda_1} - c_1 \quad (3.5)$$

Since the job destruction rate δ is directly identified from the data on job-to-unemployment transitions, it follows from the previous steps that the flow utility $u(w)$ is identified up to a constant. Assuming that the flow utility of employment is linear in the wage rate, $u(w) = \alpha w$, this in turn identifies $u(\cdot)$.

3.2 Restrictions implied by unemployment-to-job transitions

3.2.1 Identification of $g(w)$, $\lambda_0(t)$, and $p_0(w, t)$

The rich structure of our model allows us to identify a separate wage offer distribution for unemployed individuals. Denote the probability of accepting an offer of w out of unemployment at time t as $p_0(w, t)$. The hazard rate from unemployment to employment at wage w_i in period t is then:

$$h_i(t) = \lambda_0(t)g(w_i)p_0(w_i, t)$$

where $g(w)$ denotes the distribution of offered wages to unemployed individuals. Thus $p_0(w_i, t)$ writes as:

$$p_0(w_i, t) = \frac{h_i(t)}{\lambda_0(t)g(w_i)} \quad (3.6)$$

Taking the difference in log odds ratios of accepting jobs that offer w_i and w_j out of unemployment at time t , we obtain:

$$\ln \left(\frac{p_0(w_i, t)}{1 - p_0(w_i, t)} \right) - \ln \left(\frac{p_0(w_j, t)}{1 - p_0(w_j, t)} \right) = \frac{u(w_i) - u(w_j) + \lambda_1 \sum_w [\ln(p_1(w_j, w)) - \ln(p_1(w_i, w))] f(w)}{\rho + \lambda_1 + \delta}$$

Note that everything on the right hand side is known. Further, everything on the left hand side can be expressed as a function of $g(w)$ and $\lambda_0(t)$ using Equation (3.6):

$$\ln \left(\frac{h_i(t)}{\lambda_0(t)g(w_i) - h_i(t)} \right) - \ln \left(\frac{h_j(t)}{\lambda_0(t)g(w_j) - h_j(t)} \right) = \frac{u(w_i) - u(w_j) + \lambda_1 \sum_w [\ln(p_1(w_j, w)) - \ln(p_1(w_i, w))] f(w)}{\rho + \lambda_1 + \delta}$$

Denoting the right hand side as κ_{ij} , we express $\lambda_0(t)$ as:

$$\lambda_0(t) = \frac{h_i(t)h_j(t)(e^{\kappa_{ij}} - 1)}{g(w_i)h_j(t)e^{\kappa_{ij}} - g(w_j)h_i(t)} \quad (3.7)$$

Repeating Equation 3.7 for another pair of wages i', j' yields:

$$\frac{h_i(t)h_j(t)(e^{\kappa_{ij}} - 1)}{g(w_i)h_j(t)e^{\kappa_{ij}} - g(w_j)h_i(t)} = \frac{h_{i'}(t)h_{j'}(t)(e^{\kappa_{i'j'}} - 1)}{g(w_{i'})h_{j'}(t)e^{\kappa_{i'j'}} - g(w_{j'})h_{i'}(t)} \quad (3.8)$$

Combining Equation 3.8 for every $(i, j)-(i', j')$ combinations, as well as the condition

$$\sum_i g(w_i) = 1$$

identifies the distribution of offered wages for the unemployed. From there, Equation 3.7 identifies the offer arrival rate at each duration t . Having identified $\lambda_0(t)$, the conditional choice probabilities $p_0(w, t)$ are identified from Equation (3.6).

3.2.2 Identification of $b(t)$

We express the following log odds ratio by normalizing the future value of working relative to staying at the same job:

$$\ln \left(\frac{p_0(w_i, t)}{1 - p_0(w_i, t)} \right) = \frac{u(w_i) - \lambda_1 \sum_w [\ln(1 - p_1(w_i, w))] f(w) + \delta V_0(0)}{\rho + \delta} - V_0(t) \quad (3.9)$$

Evaluating the previous equation at $t = 0$ and solving for $V_0(0)$ yields:

$$V_0(0) = \frac{u(w_i) - \lambda_1 \sum_w [\ln(1 - p_1(w_i, w))] f(w)}{\rho} - \frac{\rho + \delta}{\rho} \ln \left(\frac{p_0(w_i, 0)}{1 - p_0(w_i, 0)} \right)$$

Note that at this stage everything on the right hand side is known, so that this equality identifies $V_0(0)$. Plugging $V_0(0)$ back into Equation 3.9 then identifies $V_0(t)$ (for all $t \geq 0$), and thus also $\dot{V}_0(t)$. It follows that one can directly solve for and identify $b(t)$ using Equation (2.3):

$$b(t) = \rho V_0(t) + \lambda_0(t) \mathbb{E}_w \log(1 - p_0(w, t)) - \dot{V}_0(t) \quad (3.10)$$

A remarkable implication of these results is that, by exploiting the tight connection between value functions and conditional choice probabilities, we are able to recover the

structural parameters of our nonstationary job search model without numerically solving differential equations.

4 Extensions

In what follows, we describe three extensions to our baseline model. First, we explore heterogeneity in the on-the-job offer arrival rates. Second, we incorporate wage changes within the current employment spell. Third, we consider aggregate shocks to the economy. We discuss these extensions and their identification individually for the ease of exposition: however, it is possible to extend the baseline model with more than one at a time.

4.1 Heterogeneous offer arrival rates

Let the arrival rate of offers differ by the distance between the offered wage and the worker's current wage. Specifically, to a worker currently making i , offers paying j arrive at the rate $\lambda_1(1 - \delta_{|j-i|})$. We can identify these heterogeneous arrival rates analogously to the base case: the log odds of accepting this offer will be

$$\ln \left(\frac{p_1(w_i, w_j)}{1 - p_1(w_i, w_j)} \right) = \ln \left(\frac{h_{ij}}{\lambda_1 (1 - \delta_{|j-i|}) f(w_j) - h_{ij}} \right). \quad (4.1)$$

Using this structure, we first identify the δ multipliers from the pair of log odds of accepting offers j and j' when the current job pays i and i' , respectively, such that $|j - i| = |j' - i'| = s$; that is,

$$\begin{aligned} & \ln \left(\frac{h_{ij}}{\lambda_1(1 - \delta_s)f(w_j) - h_{ij}} \right) + \ln \left(\frac{h_{ji}}{\lambda_1(1 - \delta_s)f(w_i) - h_{ji}} \right) \\ &= \ln \left(\frac{h_{i'j'}}{\lambda_1(1 - \delta_s)f(w_{j'}) - h_{i'j'}} \right) + \ln \left(\frac{h_{j'i'}}{\lambda_1(1 - \delta_s)f(w_{i'}) - h_{j'i'}} \right). \end{aligned} \quad (4.2)$$

These equations yield $\lambda_1(1 - \delta_s)$; thus we identify δ_s up to a numéraire. Imposing further constraints such that $1 - \delta_s = (1 - \bar{\delta}_s)(1 - \bar{\delta}_{s-1})$ yields all multipliers.

From here, we identify λ_1 itself from

$$\begin{aligned} & \ln \left(\frac{h_{ij}}{\lambda_1(1 - \delta_s)f(w_j) - h_{ij}} \right) + \ln \left(\frac{h_{ji}}{\lambda_1(1 - \delta_s)f(w_i) - h_{ji}} \right) \\ &= \ln \left(\frac{h_{i'j'}}{\lambda_1(1 - \delta_{s'})f(w_{j'}) - h_{i'j'}} \right) + \ln \left(\frac{h_{j'i'}}{\lambda_1(1 - \delta_{s'})f(w_{i'}) - h_{j'i'}} \right) \end{aligned} \quad (4.3)$$

where $s = |j - i|$ and $s' = |j' - i'|$. Plugging in the structural parameters for the choice probabilities and solving them for λ_1 , we get

$$\lambda_1 = \frac{(1 - \delta_{s'}) (f(w_{j'})h_{j'i'} + f(w_{i'})h_{i'j'})h_{ij}h_{ji} - (1 - \delta_s) (f(w_j)h_{ji} + f(w_i)h_{ij})h_{i'j'}h_{j'i'}}{(1 - \delta_{s'})^2 f(w_{j'})f(w_{i'})h_{ij}h_{ji} - (1 - \delta_s)^2 f(w_j)f(w_i)h_{i'j'}h_{j'i'}}. \quad (4.4)$$

4.2 Within-job wage changes

Let ϕ_{ij} indicate the rate at which a job paying i transitions to a job paying j . The value function can then be expressed as

$$\left(\sum_j \phi_{ij} + \delta + \rho \right) V_1(w_i) = u(w_i) + \sum_j \phi_{ij} V_1(w_j) + \delta V_0(0) - \lambda_1 \mathbb{E}_w \ln(1 - p_1(w_i, w)). \quad (4.5)$$

Note that identification of the offer distribution, arrival rate, the switching cost, and the conditional choice probabilities is unchanged from the base case. Furthermore, identification of the ϕ 's is straightforward, given observed wage changes within the same employer.

To identify the flow payoffs, we can eliminate $V_1(w_j)$ on the right hand side by using the following substitution:

$$V_1(w_j) = V_1(w_i) + c_1 + \ln[p_1(w_i, w_j)] - \ln[1 - p_1(w_i, w_j)], \quad (4.6)$$

implying we can rewrite the value function as

$$\begin{aligned} (\delta + \rho) V_1(w_i) &= u(w_i) + \sum_j \phi_{ij} (c_1 + \ln[p_1(w_i, w_j)] - \ln[1 - p_1(w_i, w_j)]) + \delta V_0(0) \\ &\quad - \lambda_1 \mathbb{E}_w \ln(1 - p_1(w_i, w)). \end{aligned} \quad (4.7)$$

Flow payoffs are then identified as before.

4.3 Aggregate shocks

Now consider the case where the market economy is in one of K states. The state matters for the arrival rate of job offers and the offered wage distribution. Assume we observe the state of the economy. The rate at which the economy transitions from k to l is ϕ_{kl} which we can identify from observed states of the economy. Note that the state-specific identification of the offer arrival rates, offered wage distribution, the conditional choice probabilities, and the switching cost all follow immediately from the base case, leaving the flow payoffs as the

only unknown parameters. The value function is then

$$\begin{aligned} \left(\sum_l \phi_{kl} + \delta + \rho \right) V_1(w_i, k) &= u(w_i) + \sum_l \phi_{kl} V_1(w_i, l) + \delta V_0(0) \\ &\quad - \lambda_{1k} \mathbb{E}_w \ln(1 - p_1(w_i, w, k)) \end{aligned} \quad (4.8)$$

where $p_1(w_i, w_j, k)$ denotes the probability of accepting a job paying w_j when the current wage is w_i and the current state of the economy is k . Note that $V_1(w_i, l)$ can be expressed as:

$$V_1(w_i, l) = V_1(w_j, l) + c_1 + \ln[p_1(w_j, w_i, l)] - \ln[1 - p_1(w_j, w_i, l)]. \quad (4.9)$$

Taking Equation 4.8 and subtracting off the similar expression for $V_1(w_j, k)$, then substituting in for $V_1(w_i, l)$ with Equation 4.9 yields

$$\begin{aligned} \left(\sum_l \phi_{kl} + \delta + \rho \right) (V_1(w_i, k) - V_1(w_j, k)) &= u(w_i) - u(w_j) \\ &\quad + \sum_l \phi_{kl} (c_1 + \ln[p_1(w_j, w_i, l)] - \ln[1 - p_1(w_j, w_i, l)]) \\ &\quad - \lambda_{1k} \mathbb{E}_w (\ln(1 - p_1(w_i, w, k)) - \ln(1 - p_1(w_j, w, k))). \end{aligned} \quad (4.10)$$

We can then express the difference in value functions on the left hand side as the log odds ratio (by putting a switching cost on both sides) to identify the flow payoffs up to a constant.

5 Empirical Implementation

5.1 Data

We estimate the model using matched employer-employee data from Hungarian administrative records, provided by the Center for Economic and Regional Studies at the Hungarian Academy of Sciences (CERS-HAS). The dataset used in this analysis combines data from five administrative sources: (i) the National Health Insurance Fund of Hungary; (ii) the Central Administration of National Pension Insurance; (iii) the National Tax and Customs Administration of Hungary; (iv) the Public Employment Service National Labor Office; and (v) the Educational Authority. The sample consists of half of the Hungarian population, i.e., 4.6 million individuals, linked across 900 thousand firms. On the individuals' side, a de facto 50% random sample of the population are observed; every Hungarian citizen born on Jan 1, 1927 and every second day thereafter are included. A key distinctive feature of the Hungarian data is their frequency: individuals are observed on a monthly basis. One

individual can be present in at most two work arrangements: labor market measures are observed separately for them. We also have information on demographics, total earnings and days worked (i.e., including tertiary and further work arrangements), as well as benefit payments. On the firm side, all firms are included at which any sampled individuals are observed to have worked. Balance sheet data from the tax authority are available on a yearly basis. Consequently we cannot analyze within-year co-movements of individual and firm measures. However, we can link the yearly information of the old and new firms to a worker who experiences a job-to-job transition.

For estimation we use a sample of employed and unemployed individuals from January 2004 to October 2005. During this time, Hungary had a two-tier unemployment insurance system: only those were eligible for second-tier benefits who had a sufficiently long work history, and benefit payments in the second tier were lower than in the first. Those who exhausted benefits in both tiers were eligible for social assistance. We supplement the main database with detailed information on unemployment status, benefit eligibility, and benefit take-up in both tiers from raw administrative records. From these records, we can directly observe all relevant measures of unemployed individuals. For employed individuals, we observe their monthly earnings and their monthly employment status as well as an anonymous identifier of their primary employers. From these data, we can infer the length of their employment spells, as well as job-to-job transitions from changes in firm identifiers.

5.2 Estimation

In our estimation procedure, we impose the structure of our model on the hazards. Specifically, we estimate the following hazard rates:

1. h_{ij} , the hazard rate of moving from a job with wage w_i to a job with wage w_j ;
2. $h_i(t)$, the hazard rate out of unemployment at time t to a job that pays w_i ;
3. h_0 , the hazard rate of moving from employment to unemployment.

We model these hazards in a competing hazard framework with right-censoring, which may occur when the individual exits the labor force.

To fix ideas, imagine an individual who currently works in a job that pays w_i . At any point in time, four things may happen to this individual. She may switch to a job that pays w_j , which occurs at the rate h_{ij} ; she may exit to unemployment which occurs at the rate h_0 ; she may exit the labor force which we treat as a right-censored employment spell; or none of the above and she stays in her current job. Similarly, at time t an individual who is currently

unemployed may transition to a job that pays w_i , which occurs at the rate $h_i(t)$; she may exit the labor force; or she may remain unemployed. Transitions to either of the discrete wage bins or to unemployment are mutually exclusive, and we model them as competing hazards.

5.2.1 Hazards for the employed

Let $h_{ij}(t)$ denote the hazard of moving from w_i to w_j at time t . We abstract from the time dimension in the case of job-to-job transitions, which is equivalent to assuming that the baseline hazard is constant: $h_{ij}(t) = h_{ij}$ for all t . Consequently, the cumulative hazard of moving from w_i to w_j is

$$H_{ij}(t) = \int_0^t h_{ij}(u) du = h_{ij} t. \quad (5.1)$$

It then follows that the survival function for spells with the current wage w_i can be written as the product of the destination-specific cumulative hazards:

$$S_i(t) = \prod_j \exp(-H_{ij}(t)) = \prod_j \exp(-h_{ij} t). \quad (5.2)$$

We similarly treat employment-to-unemployment hazards, $h_0(t) = h_0$.

Assume that we observe data on S_n^E employment and S_n^U unemployment spells for each individual n . For spell s we know its duration t_s , the wage rates at the origin job i_s and, if present, at the destination job j_s , and indicators of transition types (JJ_s for job-to-job, EU_s for employment-to-unemployment transitions). The likelihood of observing these data is

$$L = \prod_{n=1}^N \prod_{s=1}^{S_n^E} \left(\prod_{i,j=1}^W [(h_{ij})^{JJ_s \cdot \mathbf{1}(j_s=j)} \exp(-h_{ij} t_s)]^{\mathbf{1}(i_s=i)} \right) \cdot (h_0)^{EU_s} \exp(-h_0 t_s). \quad (5.3)$$

We impose the structure of our model on the hazard estimation: see Appendix A for details.

5.2.2 Hazard rates out of unemployment

We put a flexible parametrization on the unemployment-to-job hazards. Specifically, we assume that unemployment durations are distributed as a mixture of two Weibull hazards with wage-dependent scale and shape parameters:

$$f_j(t) = \xi f_j^1(t) + (1 - \xi) f_j^2(t) \quad (5.4)$$

where ξ is a common mixing parameter across wages and each mixing distribution $f_j^n(t)$, $n \in \{1, 2\}$ is parametrized as

$$f_j^n(t) = \frac{\alpha_j^n}{\gamma_j^n} \frac{t^{\alpha_j^n - 1}}{\gamma_j^n} \exp\left(-\frac{t^{\alpha_j^n}}{\gamma_j^n}\right)$$

Therefore, the hazard of moving from unemployment to w_j at time t is

$$h_j(t) = \frac{f_j(t)}{S(t)} \quad (5.5)$$

with the survival function

$$S(t) = \prod_j \left(1 - \int_0^t f_j(s) ds\right).$$

For unemployment spell s we observe its duration t_s , the wage rate in the new job j_s , and an indicator UE_s of whether the spell leads to an unemployment-to-employment transition. The likelihood of these data is

$$L = \prod_{n=1}^N \prod_{s=1}^{S_n^U} \prod_{j=1}^W (h_j(t))^{UE_s \cdot \mathbf{1}(j_s=j)} \exp(S(t)). \quad (5.6)$$

5.3 Results

We now turn to the structural parameter estimates. A key strength of our approach is its intuitive identification of offered wages; Table 1 displays these estimates. For employed individuals, 35 percent of offers arrive from the lowest wage bin while higher offers are monotonically less likely, except for the highest wage bin. As we argue later, this larger fraction of high-wage offers are driven by composition effects. For the unemployed, 81 percent of offers arrive from the lowest wage bin and higher wages are rarely offered. This pattern reflects the substitution between low-paying, often temporary jobs and unemployment in the Hungarian labor market setting.

Table 2 summarizes the remaining parameters for the employed. We find that one in every three workers receives a job offer annually and one in five separates from their job. We estimate a 0.64 wage elasticity parameter, and lower costs of switching to a job within one's current wage bin than to another wage.

Finally, Figure 1 presents the estimated time paths of offer arrivals and flow utilities from benefits in unemployment. Offers arrive slower in the beginning of one's unemployment spell but accelerate as time goes by: around day 150, an offer arrives every five weeks. After that,

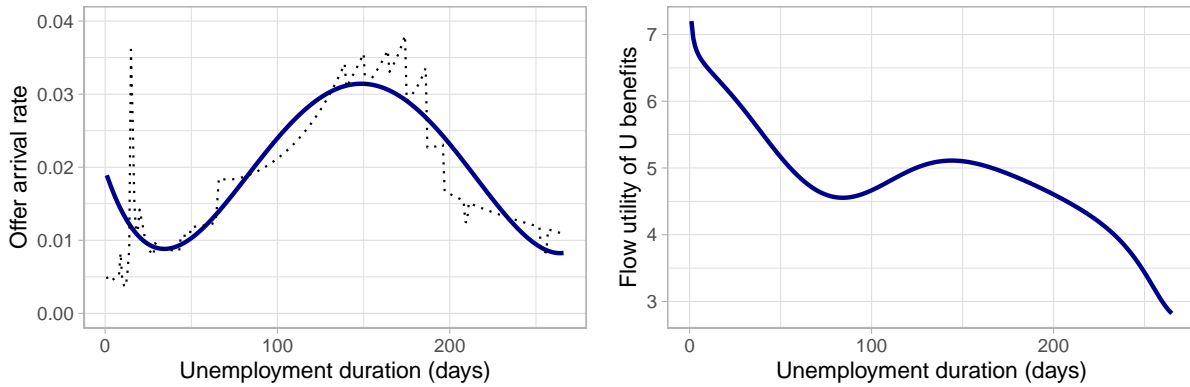
Table 1. Offered wages

Wage bin	For employed	For unemployed
	$f(j)$	$g(j)$
1	0.350	0.810
2	0.174	0.044
3	0.131	0.038
4	0.096	0.032
5	0.064	0.028
6	0.049	0.022
7	0.036	0.015
8	0.030	0.007
9	0.028	0.003
10	0.042	0.000

Table 2. Structural parameters for the employed

Parameter	Description	Estimate
λ_1	Offer arrival rate	0.278
δ	Job separation rate	0.199
α	Flow utility of wages	0.644
c_{10}	Switching cost within same wage bin	0.226
c_{11}	Switching cost to another wage bin	0.376

Figure 1. Structural parameters for the unemployed



the rate drops as unemployment benefits expire. The flow utility of unemployment benefits also changes over the unemployment spell. In the beginning, benefits are valuable as they allow the worker to remain in unemployment until a high-wage offer arrives. As time goes by, however, they quickly lose their value if the individual is still unemployed. The value picks up slightly as offers start to accelerate at day 100, but sharply drops as offers die down.

These temporal patterns are not compatible with the predictions of stationary job search models. The environment in which unemployed individuals seek jobs clearly changes over time, which calls for modeling nonstationarity. Our model allows us to incorporate nonstationarity in a flexible yet computationally light way.

5.4 Extension: unobserved heterogeneity

We now extend the previous framework to allow for individual-specific unobserved heterogeneity. We assume that unobserved heterogeneity follows a discrete distribution with $R \geq 2$ points of support. Individuals know their heterogeneity type $r \in \{1, \dots, R\}$, which is unobserved to the econometrician. Here we discuss the identification and estimation of the hazard rates of job-to-job and unemployment-to-job transitions; the previous identification arguments then still apply, resulting in point identification of the structural parameters (arrival rates, switching costs, and wage offer distributions) that are now also a function of unobserved heterogeneity.

Consider an individual $n \in \{1, \dots, N\}$ of type $r \in \{1, \dots, R\}$. Each individual has S_n^E employment spells and S_n^U unemployment spells observed in the data. For employment spells, we observe the current wage i_s , the employment duration t_s , indicators for transition types (JJ_s for job-to-job and EU_s for employment-to-unemployment transitions), and, if the spell leads to a new job, the accepted wage j_s . For unemployment spells, we observe their duration t_s , an indicator for unemployment-to-job transitions UE_s , and, if the spell leads to a new job, the accepted wage j_s . Given these data, the likelihood contribution of individual n is

$$L_n = \sum_{r=1}^R \pi_{nr} \left(\prod_{s=1}^{S_n^E} L_{nsr}^E \prod_{s=1}^{S_n^U} L_{nsr}^U \right) \quad (5.7)$$

where π_{nr} is the population probability of type r for initial conditions of n , and L_{nsr}^E and L_{nsr}^U are the likelihood contributions of type- r employment and unemployment spells, respectively.

We impose the following logit structure on the population probabilities:

$$\pi_{nr} = \frac{\exp(X_n \theta(r))}{\sum_{r=1}^R \exp(X_n \theta(r))} \quad (5.8)$$

where X_n is a flexible polynomial of log initial wages and age.

Similarly to above, we model the hazard rates of job-to-job transitions as exponential hazards and unemployment-to-job hazard rates as Weibull hazards. Therefore, the (log)likelihood contributions are given by

$$L_{nsr}^E = \left(\prod_{i,j=1}^W [(h_{ij}(r))^{JJ_s \cdot \mathbb{1}(j_s=j)} \exp(-h_{ij}(r) t_s)]^{\mathbb{1}(i_s=i)} \right) \cdot h_0(r)^{EU_s} \exp(-h_0(r) t_s) \quad (5.9)$$

and

$$L_{nsr}^U = \prod_{j=1}^W (h_j(t_s, r))^{UE_s \cdot \mathbb{1}(j_s=j)} \exp\left(-\int_0^{t_s} h_j(u, r) du\right) \quad (5.10)$$

with the mixture Weibull parametrization from above.

We estimate the hazard rates using the EM algorithm. The full loglikelihood can be written as

$$\log L = \sum_{n=1}^N \log \left(\sum_{r=1}^R \pi_{nr} \prod_{s=1}^{S_n^E} L_{nsr}^E \prod_{s=1}^{S_n^U} L_{nsr}^U \right) \quad (5.11)$$

where π_{nr} 's are population probabilities. Furthermore, the expected loglikelihood is

$$\log L = \sum_{n=1}^N \sum_{r=1}^R q_{nr} \left(\sum_{s=1}^{S_n^E} \log L_{nsr}^E + \sum_{s=1}^{S_n^U} \log L_{nsr}^U \right) \quad (5.12)$$

where q_{nr} is the posterior probability that individual n is of type r . Given that the likelihood contributions of type-specific spells are additive, we can estimate the hazard rates of job-to-job and unemployment-to-job transitions using partial likelihood. We implement the following EM algorithm:

0. Initialize population probabilities $\{\pi_{nr}^{(0)}\}_{n,r}$ as

$$\pi_{nr}^{(0)} = \frac{\exp(X_n \theta^{(0)}(r))}{\sum_{r=1}^R \exp(X_n \theta^{(0)}(r))} \quad (5.13)$$

and posterior probabilities $\{q_{nr}^{(0)}\}_{n,r}$ as

$$q_{nr}^{(0)} = \frac{\pi_{nr}^{(0)} \left(\prod_{s=1}^{S_n^E} L_{nsr}^E \prod_{s=1}^{S_n^U} L_{nsr}^U \right)}{\sum_r \pi_{nr}^{(0)} \left(\prod_{s=1}^{S_n^E} L_{nsr}^E \prod_{s=1}^{S_n^U} L_{nsr}^U \right)} \quad (5.14)$$

where $h_{ij}^{(0)}(r)$ and $h_0^{(0)}(r)$ are initial hazard values.

1. **M-step.** Taking posterior probabilities $\{q_{nr}^{(m-1)}\}_{n,r}$ as given, estimate hazard rates $h_{ij}^{(m)}(r)$, $h_0^{(m)}(r)$, and $h_j^{(m)}(t, r)$ by maximizing the expected loglikelihood in Equation 5.12. Appendix A contains the first-order conditions for the job-to-job hazards.
2. **E-step.** Renew population probabilities $\{\pi_{nr}^{(m)}\}_{n,r}$ by maximizing the full likelihood in Equation 5.11 with respect to the logit parameters according to Equation 5.8. Renew posterior probabilities as

$$q_{nr}^{(m)} = \frac{\pi_{nr}^{(m)} \left(\prod_{s=1}^{S_n^E} L_{nsr}^E \prod_{s=1}^{S_n^U} L_{nsr}^U \right)}{\sum_r \pi_{nr}^{(m)} \left(\prod_{s=1}^{S_n^E} L_{nsr}^E \prod_{s=1}^{S_n^U} L_{nsr}^U \right)}. \quad (5.15)$$

Repeat steps 1 and 2 until convergence.

Turning to the results, we find that unobserved heterogeneity separates workers to a high-wage and a low-wage type. Type 1 workers receive lower wage offers than Type 2 workers: the homogeneous results in Table 2 obscure these offer distributions. For unemployed Type 1 individuals, 71 percent of offers come from the lowest bin while it is only 64 percent for Type 2. Type 1 workers also receive on-the-job offers less frequently and separate from their job more often. At the same time, we find that unemployed Type 1 individuals get more frequent offers, which lowers the value of benefits for them. These results likely stem from composition effects: Type 2 workers rarely enter unemployment, so those who do struggle to re-enter employment.

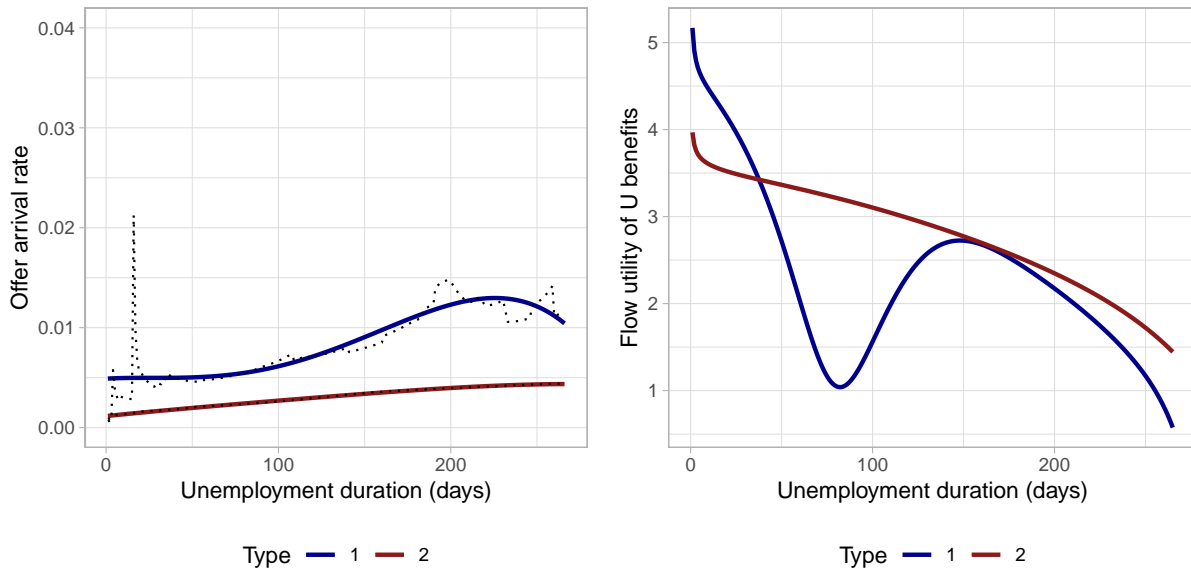
Table 3. Offered wages

Wage bin	For employed		For unemployed	
	$f(j)$		$g(j)$	
	<i>Type 1</i>	<i>Type 2</i>	<i>Type 1</i>	<i>Type 2</i>
1	0.405	0.069	0.708	0.634
2	0.094	0.029	0.054	0.080
3	0.104	0.044	0.050	0.057
4	0.093	0.057	0.047	0.057
5	0.080	0.074	0.045	0.043
6	0.079	0.117	0.040	0.041
7	0.054	0.129	0.031	0.044
8	0.035	0.128	0.017	0.036
9	0.033	0.177	0.007	0.005
10	0.023	0.176	0.001	0.002

Table 4. Structural parameters for the employed

Parameter	Description	Estimate	
		<i>Type 1</i>	<i>Type 2</i>
λ_1	Offer arrival rate	0.288	0.350
δ	Job separation rate	0.234	0.031
α	Flow utility of wages	0.410	
c_{10}	Switching cost within same wage bin	0.137	
c_{11}	Switching cost to another wage bin	0.687	

Figure 2. Structural parameters for the unemployed



6 Conclusion

In this paper, we propose a novel approach to estimating job search models. We extend the canonical continuous-time job search model with on-the-job search to allow for preference shocks which, in turn, allows us to estimate the model using conditional choice probability methods, widely used in the discrete choice literature. Our proposed approach recovers the shape of the probability to accept a job offer as a function of offered wages and duration of unemployment for unemployed individuals, and as a function of offered wages and current wages for employed workers. Conditional choice probability methods allow us to obtain closed-form expressions for the remaining structural parameters of the model. As a result, we overcome the computational burden of estimating complicated, such as nonstationary, job search models. We illustrate our method by analyzing the impact of unemployment benefit expiration on the duration of unemployment and wages in Hungary, using administrative data from tax records and the unemployment registry.

References

- Aguirregabiria, V. and P. Mira (2010). Dynamic discrete choice structural models: a survey. *Journal of Econometrics* 156, 38–67.
- Arcidiacono, P., P. Bayer, J. R. Blevins, and P. B. Ellickson (2016). Estimation of dynamic discrete choice models in continuous time with an application to retail competition. *Review of Economic Studies* 83, 889–931.
- Arcidiacono, P. and P. Ellickson (2011). Practical methods for estimation of dynamic discrete choice models. *Annual Review of Economics* 3, 363–394.
- Cahuc, P., S. Carcillo, and A. Zylberberg (2014). *Labor Economics*. MIT Press.
- Card, D., R. Chetty, and A. Weber (2007). The spike at benefit exhaustion: Leaving the unemployment system or starting a new job? *American Economic Review* 97(2), 113–118.
- Cockx, B., M. Dejemeppe, A. Launov, and B. Van der Linden (2018). Imperfect monitoring of job search: structural estimation and policy design. *Journal of Labor Economics* 36(1), 75 – 120.
- Eckstein, Z. and G. J. van den Berg (2007). Empirical labor search: A survey. *Journal of Econometrics* 136(2), 531 – 564.
- Flinn, C. and J. Heckman (1982). New methods for analyzing structural models of labor force dynamics. *Journal of Econometrics* 18(1), 115 – 168.
- Frijters, P. and B. van der Klaauw (2006). Job search with nonparticipation. *Economic Journal* 116(508), 45 – 83.
- Hotz, V. J. and R. Miller (1993). Conditional choice probabilities and the estimation of dynamic models. *Review of Economic Studies* 60(3), 497–530.
- Johnston, A. C. and A. Mas (2018). Potential unemployment insurance duration and labor supply: The individual and market-level response to a benefit cut. *Journal of Political Economy* 126(6), 2480–2522.
- Krueger, A. B. and B. D. Meyer (2002). Labor supply effects of social insurance. In A. J. Auerbach and M. Feldstein (Eds.), *Handbook of Public Economics*, pp. 2327—2392. North Holland.

- Launov, A. and K. Walde (2013). Estimating incentive and welfare effects of nonstationary unemployment benefits. *International Economic Review* 4(54), 1159 – 1198.
- Le Barbanchon, T., R. Rathelot, and A. Roulet (2017). Unemployment insurance and reservation wages: Evidence from administrative data. *Journal of Public Economics*.
- Lollivier, S. and L. Rioux (2010). An empirical examination of the sources of changes over time in the job finding rate using reservation wages and rejected wage offers. *International Economic Review* 51(4), 1039–1069.
- Nekoei, A. and A. Weber (2017). Does extending unemployment benefits improve job quality? *American Economic Review* 107(2), 527–561.
- Paserman, D. M. (2008). Job search and hyperbolic discounting: Structural estimation and policy evaluation. *Economic Journal* 118(531), 1418 – 1452.
- Schmieder, J. F. and T. von Wachter (2016). The effects of unemployment insurance benefits: New evidence and interpretation. *Annual Review of Economics* 8, 547–581.
- van den Berg, G. J. (1990). Nonstationarity in job search theory. *Review of Economic Studies* 57(2), 255–277.
- van den Berg, G. J. (2001). Duration models: specification, identification and multiple durations. In J. J. Heckman and E. Leamer (Eds.), *Handbook of Econometrics*, pp. 3381–3460. Elsevier.
- Wolpin, K. I. (1987). Estimating a structural search model: The transition from school to work. *Econometrica* 55(4), 801 – 817.

A Mathematical Appendix

A.1 Imposing the structural model on hazards

We construct the hazards of job-to-job, employment-to-unemployment, and unemployment-to-employment transitions using our model. Recall that, by definition,

$$h_{ij} = \lambda_1 p(w_i, w_j) f(w_j). \quad (\text{A.1})$$

We construct the offered wages from the exponential hazards of job-to-job transitions to the same wage:

$$f(w_j) = \frac{h_{jj}}{\sum_j h_{jj}} = \frac{\sum_s \mathbf{1}(i_s = j) \mathbf{1}(j_s = j) / \sum_s t_s \mathbf{1}(i_s = j)}{\sum_j (\sum_s \mathbf{1}(i_s = j) \mathbf{1}(j_s = j) / \sum_s t_s \mathbf{1}(i_s = j))}. \quad (\text{A.2})$$

Furthermore, we iterate the conditional choice probabilities to a fixed point within the estimation procedure: In iteration m , we calculate the value function differentials as

$$\begin{aligned} (\lambda_1 + \delta + \rho) (V_1^{(n)}(w_j) - V_1^{(n)}(w_i)) &= u(w_j) - u(w_i) + \lambda_1 (V_1^{(n-1)}(w_j) - V_1^{(n-1)}(w_i)) \\ &+ \sum_k \lambda_1 \log \left[1 + \exp \left(V_1^{(n-1)}(w_k) - V_1^{(n-1)}(w_j) - c_1 \right) \right] f(w_k) \\ &- \sum_k \lambda_1 \log \left[1 + \exp \left(V_1^{(n-1)}(w_k) - V_1^{(n-1)}(w_i) - c_1 \right) \right] f(w_k) \end{aligned} \quad (\text{A.3})$$

with the initial values $V_1^0(w_j) - V_1^0(w_i) = u(w_j) - u(w_i)$.

B Additional Results

B.1 Discretizing wages

Our identification strategy relies on discretizing the wage distribution. In this section, we first describe how we discretize current and accepted wages, then we present our hazard estimates.

We create 10 wage bins for current and accepted wages. The cutoffs for these bins are deciles of the distribution of accepted wages for employment spells that lead to a job-to-job transition. Figure 3 plots how these cutoffs partition the empirical distributions of current and accepted wages in our data. Figure 4 plots the resulting discrete distribution of current wages: the left panel contains current wages for employment spells that lead to a job-to-job transition and the right contains current wages for all employment spells. As the right panel

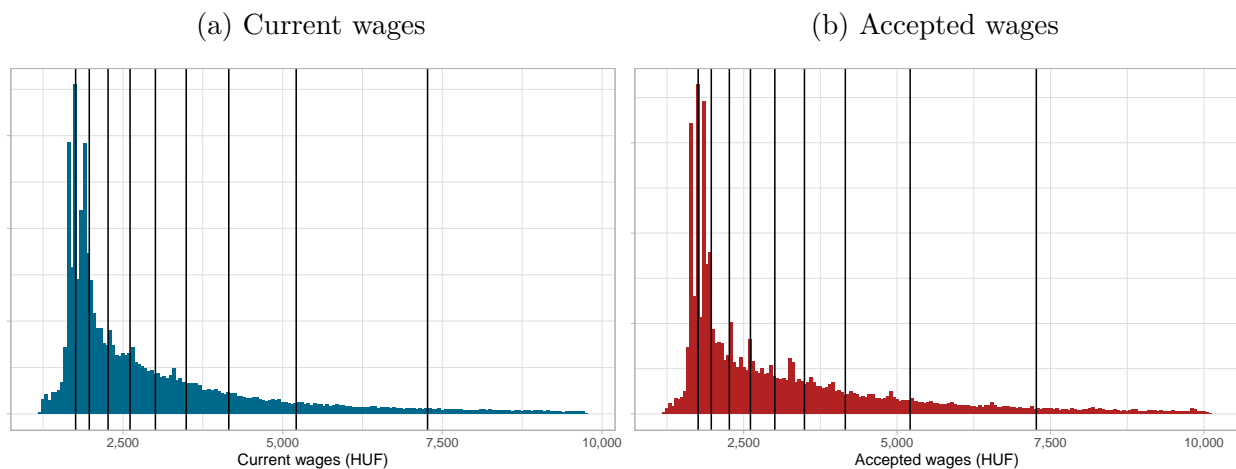
suggests, a higher fraction of spells in the highest decile lead to job-to-job transitions than in other deciles. Similarly, Figure 5 plots the discrete distribution of accepted wages for job-to-job and unemployment-to-employment transitions. The job-to-job accepted wages in the left panel are uniformly distributed due to our bin cutoff definition; the accepted wages out of unemployment are right-tailed, in line with the notion that the unemployed tend to move to low-paying jobs.

Based on these discrete wage distributions, we estimate hazard rates of job-to-job and unemployment-to-employment transitions, as described in Section 5.2. Figure 6 reports our estimates of constant job-to-job hazard rates. Two main patterns emerge from this figure. First, switching to jobs within the same wage bin is associated with the highest hazard rate among all transitions from the same wage bin. Second, the closer the accepted wage is to the current wage, the higher the hazard of switching. Note that these hazard rates are daily measures: to put them in context, a daily hazard rate of 0.01 percent is equivalent to a 3.65 percent cumulative hazard of job-to-job transitions within 365 days.

B.2 Without unobserved heterogeneity

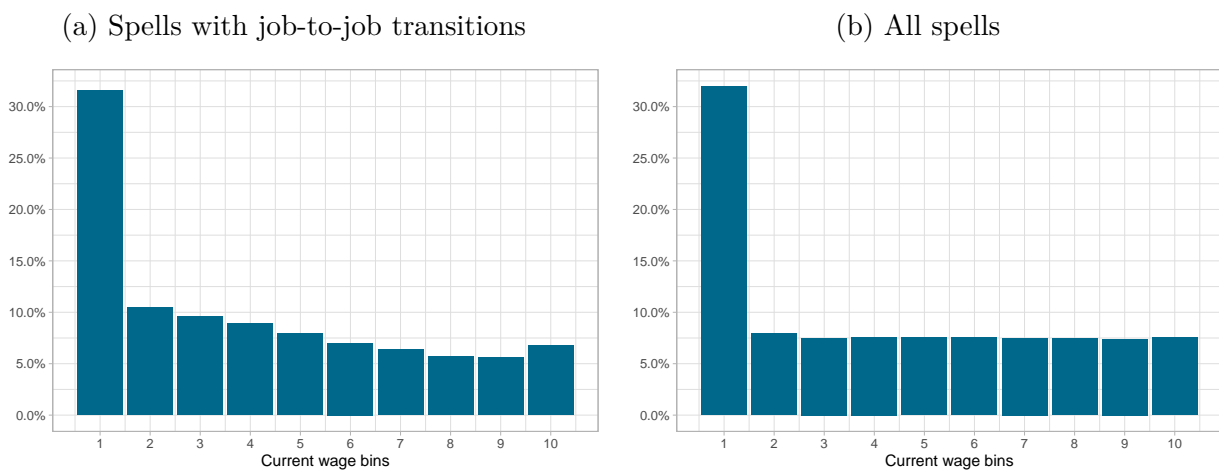
B.3 Two unobserved types

Figure 3. Discretizing observed wages



Notes: Current and accepted wages for employment spells that lead to a job-to-job transition. Histograms with 50 HUF bin width, truncated at the 95th percentile. Vertical lines denote deciles.

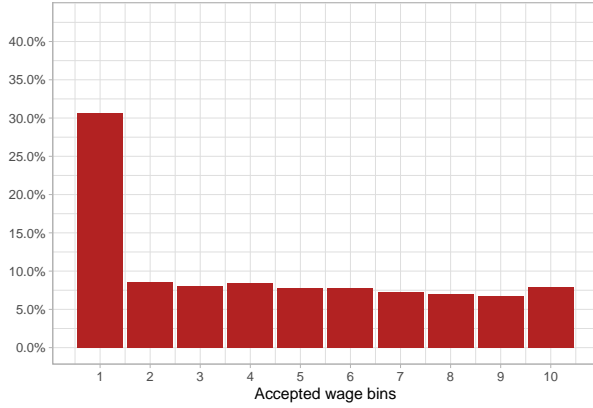
Figure 4. Discrete distribution of current wages



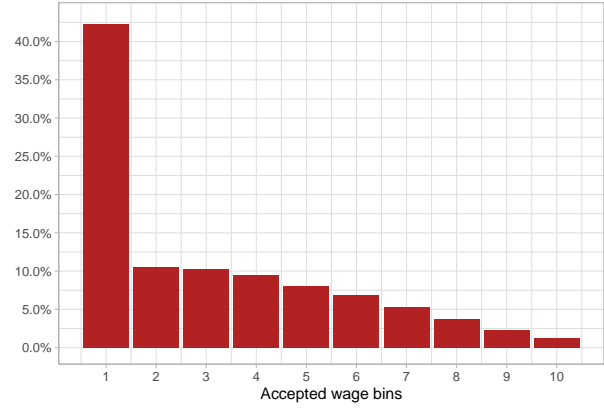
Notes: Panel 4a: discrete distribution of current wages for employment spells that lead to a job-to-job transition. Panel 4b: discrete distribution of current wages for all employment spells.

Figure 5. Discrete distribution of accepted wages

(a) Job-to-job transitions

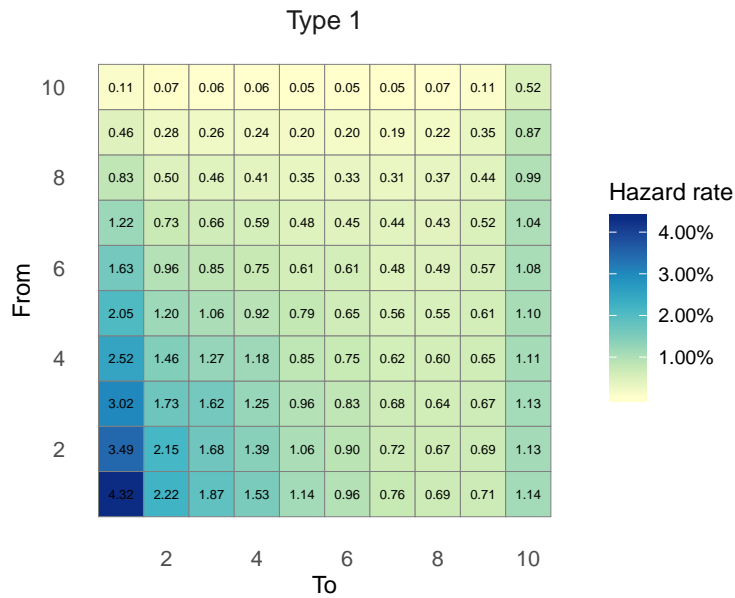


(b) Unemployment-to-employment transitions



Notes: Panel 5a: discrete distribution of accepted wages for employment spells that lead to a job-to-job transition. Panel 5b: discrete distribution of accepted wages for unemployment spells that lead to an employment spell.

Figure 6. Hazard rates of job-to-job transitions



Notes: Exponential model (constant hazards), maximum likelihood hazard estimates.

Figure 7. Hazard rates

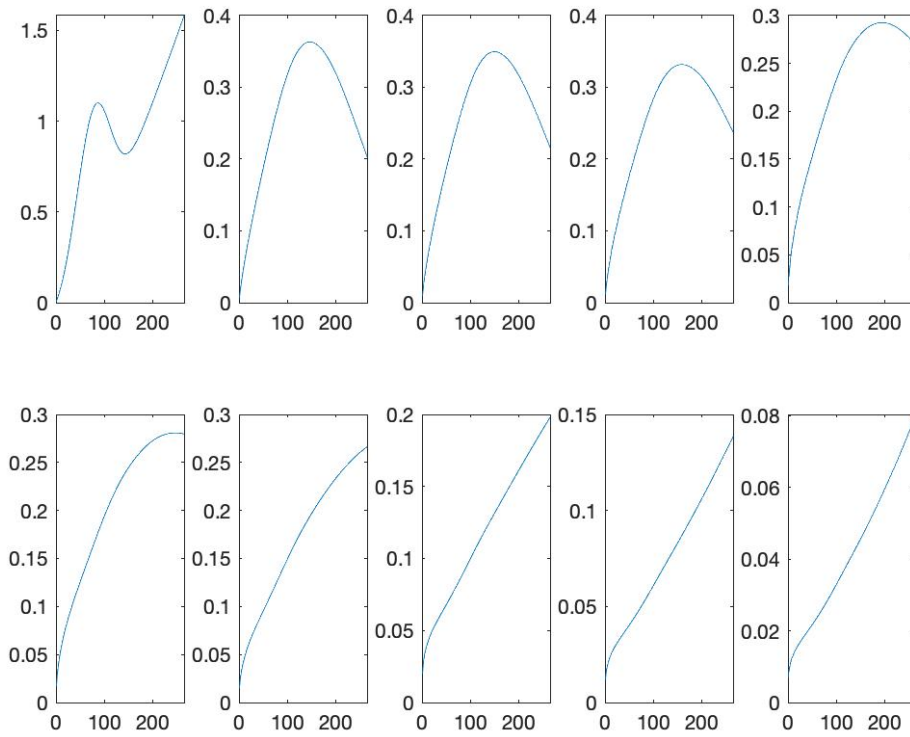


Figure 8. Survival function

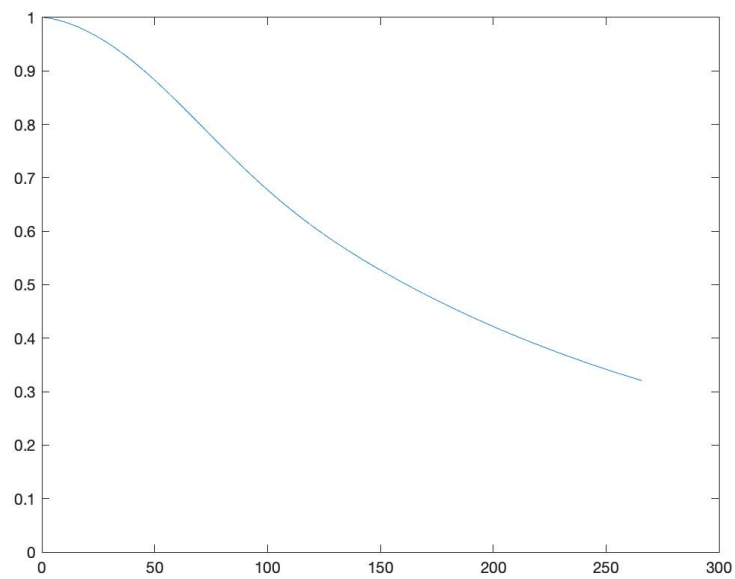


Figure 9. CCPs

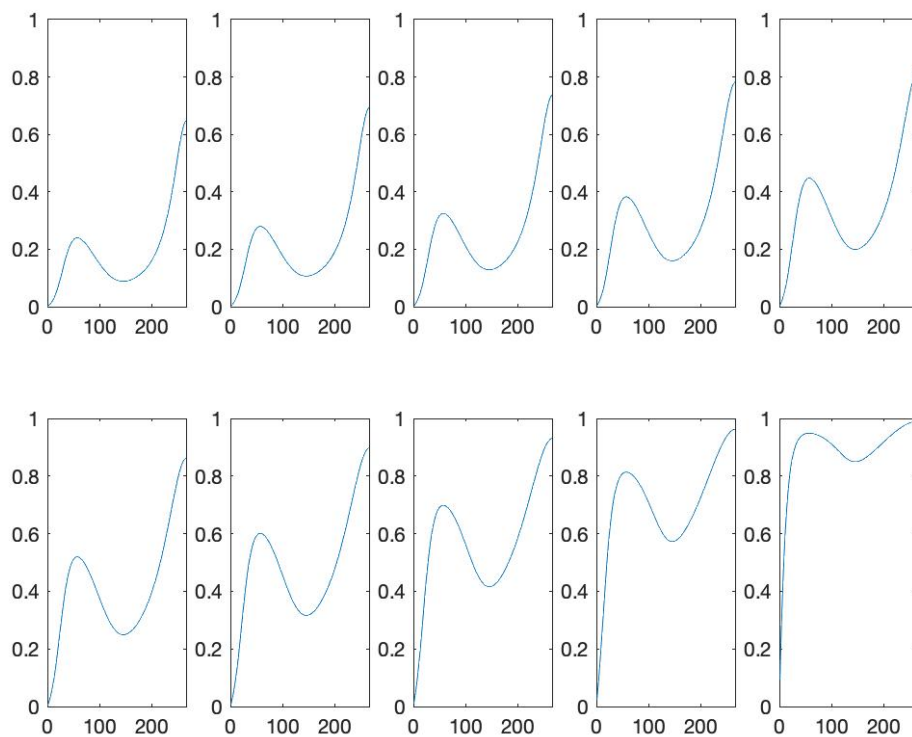


Table 5. Population probabilities (percent)

Initial wage	Type 1	Type 2
1	99.96	0.04
2	99.98	0.02
3	99.95	0.05
4	99.91	0.09
5	99.86	0.14
6	99.78	0.22
7	99.49	0.51
8	92.11	7.89
9	19.35	80.65
10	0.52	99.48
Total	87.31	12.69

Figure 10. Value function

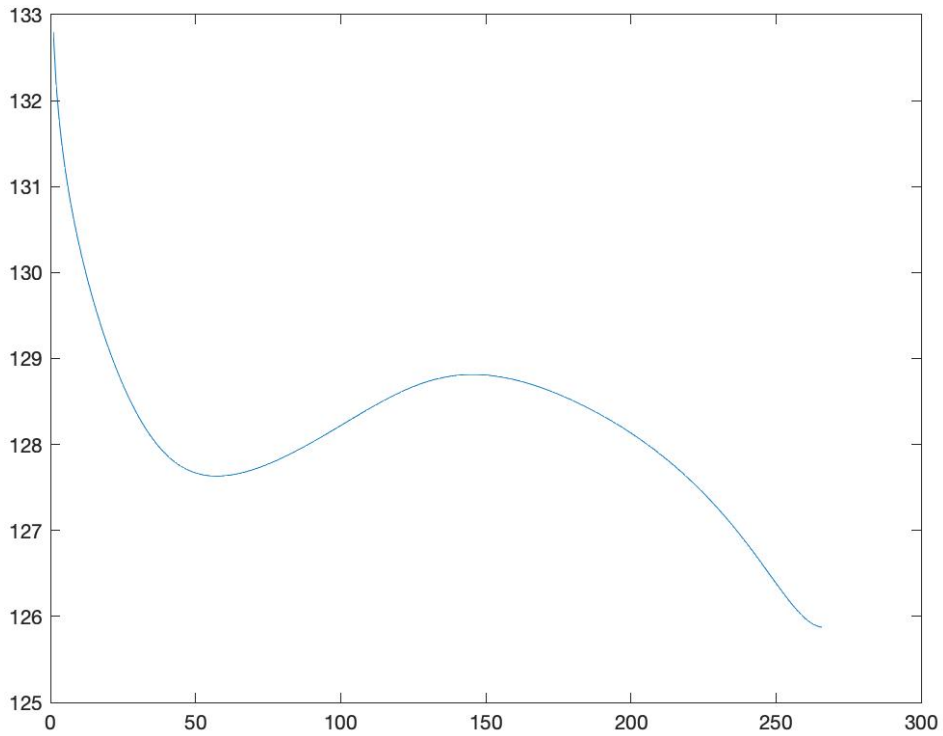
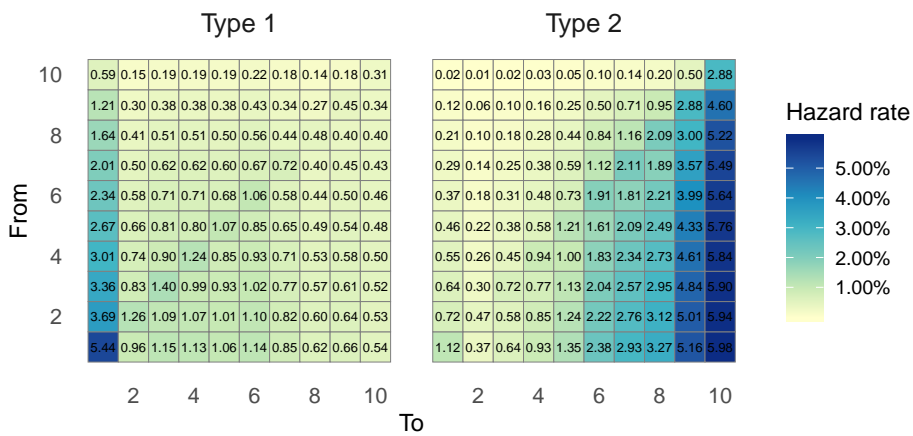


Figure 11. Hazard rates of job-to-job transitions



Notes: Exponential model (constant hazards), maximum likelihood hazard estimates.

Figure 12. Hazard rates

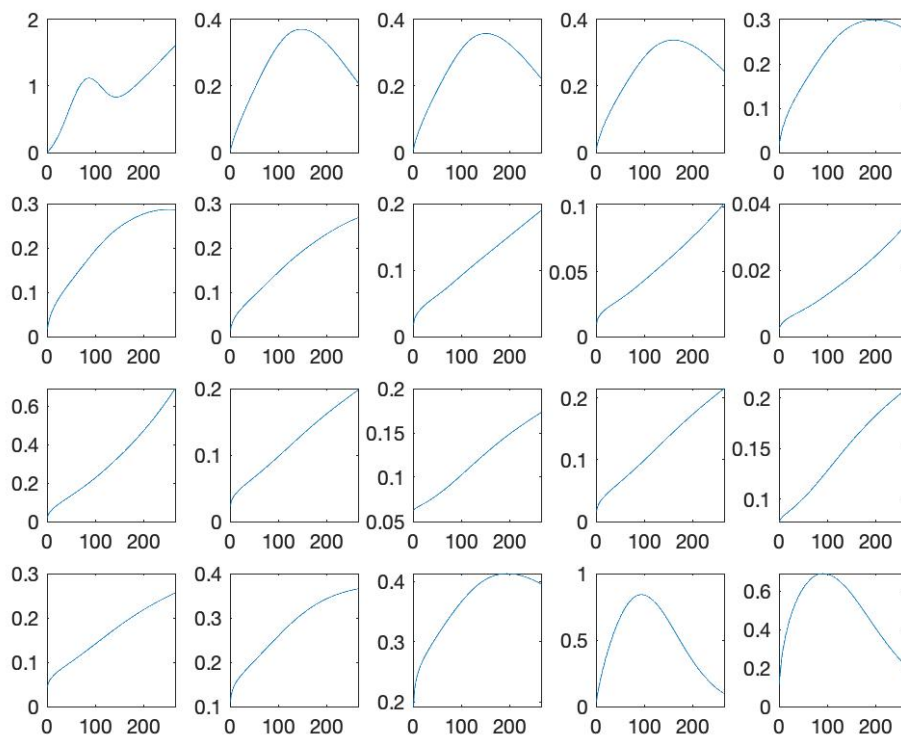


Figure 13. Survival function

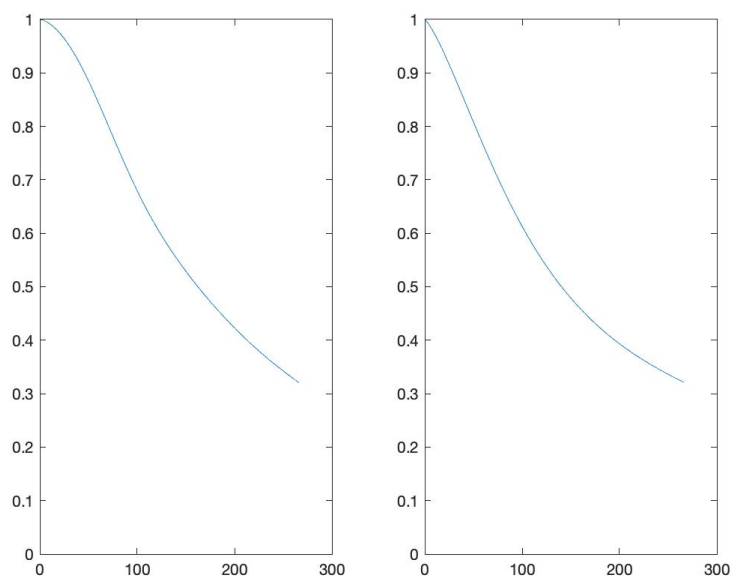


Figure 14. CCPs

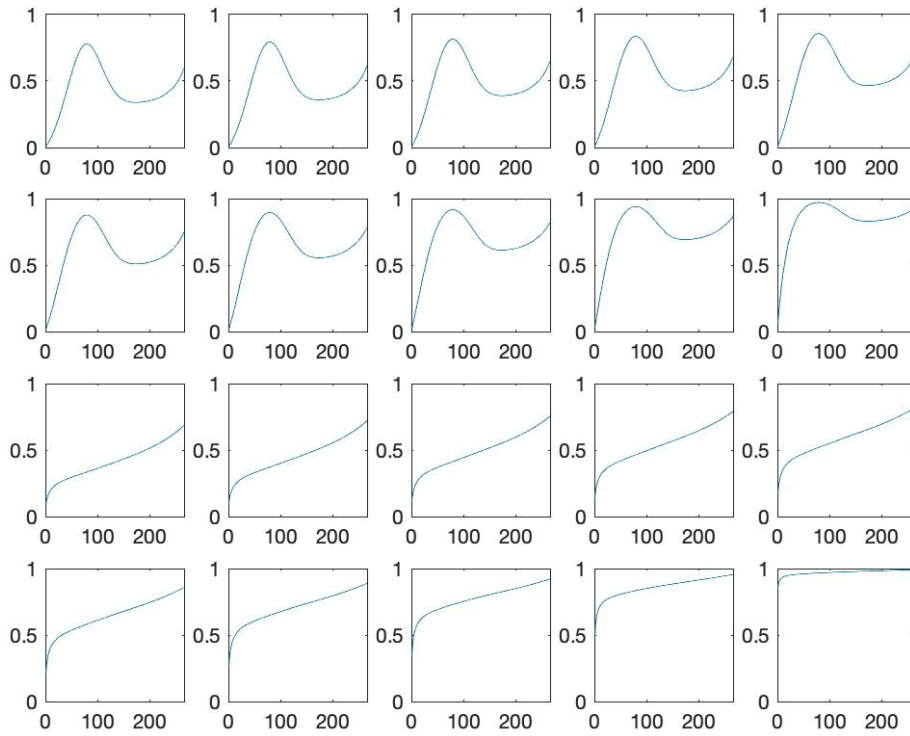


Figure 15. Value function

